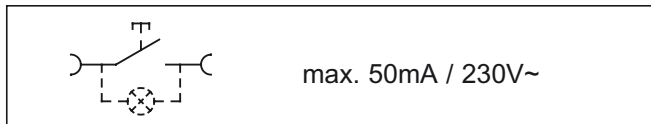
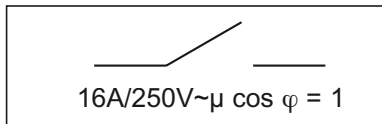
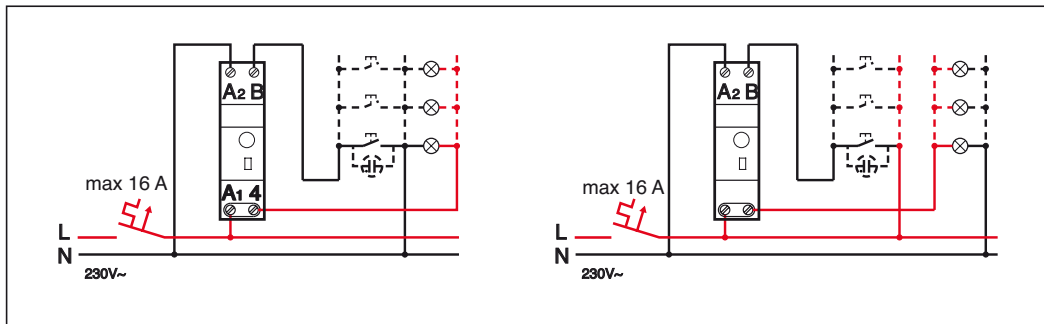
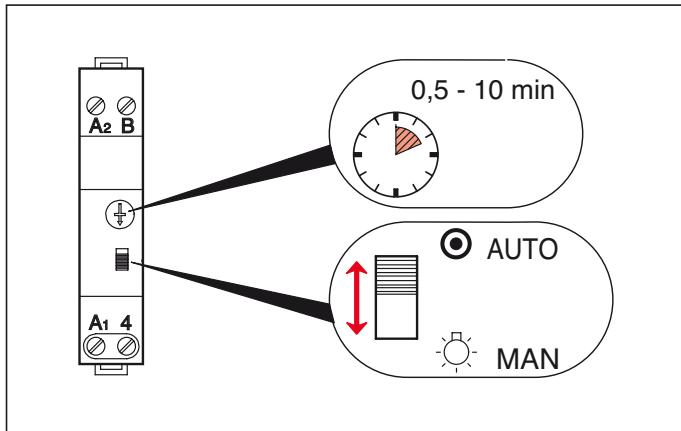
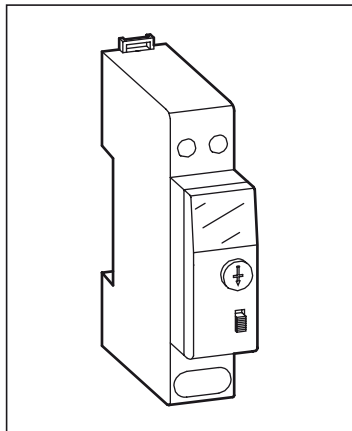


301/S10



2000 VA	1000 W max. 70 μF	3680 W	1000 W

Safety notes

This product should preferably be installed by a qualified electrician. Non-compliance may result in a fire hazard or electric shocks. Before installation, read the operating instructions and observe the product-specific requirements for the installation location. Use only original spare parts for repair and maintenance. All products may be opened and repaired only by specially trained personnel. Unauthorised opening and repair by other persons will invalidate all claims for liability, replacement or warranty services.