


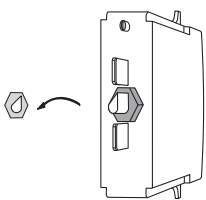
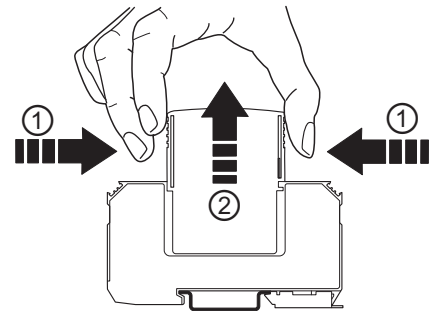
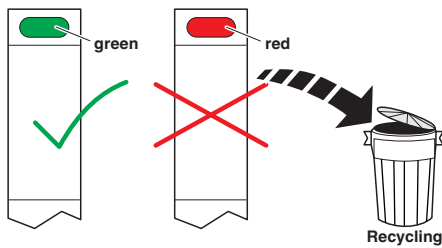
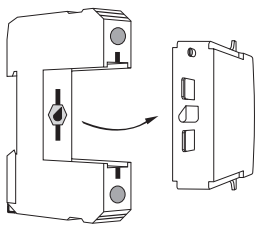


INSTALLATION INSTRUCTIONS

NHSPD4182T1, NHSPD4183T1



Coding



If used as a replacement module component, first remove the keying section intended for the base element from the module component.

	NHSPD4183T1		NHSPD4182T1	
application	L-N / L-PEN	NHSPD4123T1 NHSPD4143T1	N-PE	NHSPD4123T1 NHSPD4143T1
requirement class	SPD class I / class II acc.to IEC 61643-11; SPD Type 1 / Type 2 acc.to EN 61643-11			
highest continuous voltage U_C	335 V a.c. 50/60 Hz		264 V a.c. 50/60 Hz	
nominal voltage U_N	230/400 V a.c. ... 240/415 V a.c. 50/60 Hz			
temperature range	-40 ... +80 °C			
degree of protection	IP20			

Safety
instructions 
see back view



INSTALLATION INSTRUCTIONS

Electrium Sales Limited
Walkmill Lane, Cannock, WS11 0XE, England
Tel: 01543 455000
Fax: 01543 455001



Safety notes

For mounting, please observe the national regulations and safety regulations.

It is particularly important to check the installed base element and connected conductors for signs of external damage before plugging in the modules. If any damage or other impairment is found, the module may not be plugged in and the entire module must be replaced by a qualified electrician.

Please observe the following points before installing:

- A damaged base element may not continue to be used. If there is any sign of damage to the base element, the entire surge protection device must be replaced.
- The operating voltage of the systems to be protected may not exceed the maximum permitted arrester rated voltage U_C of the module.
- The coding of the plug-in position of the base element must be checked to confirm that it matches the coding of the module. If the coding does not match, the module may not be plugged in.

The manufacturer's warranty no longer applies if the equipment is tampered with in any way.