


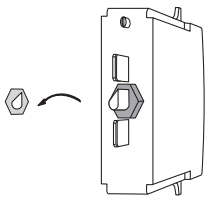
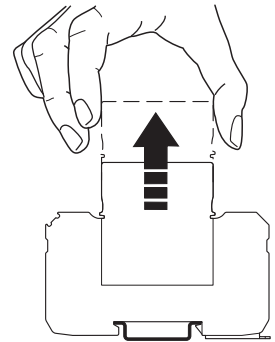
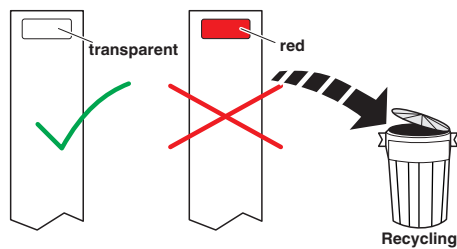
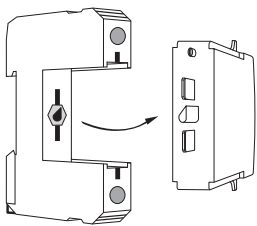


INSTALLATION INSTRUCTIONS

NHSPD4681T2 and NHSPD4880T2



Coding



If used as a replacement module component, first remove the keying section intended for the base element from the module component.

	NHSPD4681T2	NHSPD4880T2
application	NHSPD4621T2 NHSPD4641T2	NHSPD4621T2 NHSPD4641T2
requirement class	C acc.to E DIN VDE 0675-6; SPD class II acc.to IEC 61643-11; SPD Type 2 acc.to EN 61643-11	
max. continuous operating voltage U_C	350 V a.c. 50/60 Hz	260 V a.c. 50/60 Hz
nominal voltage U_N	230/400 V a.c. ... 240/415 V a.c. 50/60 Hz	
operating temperature range	-40 ... +80 °C	
degree of protection	IP20	





INSTALLATION INSTRUCTIONS

Electrium Sales Limited
Walkmill Lane, Cannock, WS11 0XE, England
Tel: 01543 455000
Fax: 01543 455001



Safety notes

For mounting, please observe the national regulations and safety regulations.

It is particularly important to check the installed base element and connected conductors for signs of external damage before plugging in the modules. If any damage or other impairment is found, the module may not be plugged in and the entire module must be replaced by a qualified electrician.

Please observe the following points before installing:

- A damaged base element may not continue to be used. If there is any sign of damage to the base element, the entire surge protection device must be replaced.
- The operating voltage of the systems to be protected may not exceed the maximum permitted arrester rated voltage U_C of the module.
- The coding of the plug-in position of the base element must be checked to confirm that it matches the coding of the module. If the coding does not match, the module may not be plugged in.

The manufacturer's warranty no longer applies if the equipment is tampered with in any way.