



# INSTALLATION INSTRUCTIONS

## Residual Current Device with Overcurrent Protection RCBO

Electronic line voltage dependent device 1P+N (switch neutral) with flying lead insulated flexible copper wire

### 1. Description

B or C.....MCB tripping characteristics

.....Type A RCBO classification

30mA.....Rated residual operating current I<sub>Δn</sub>

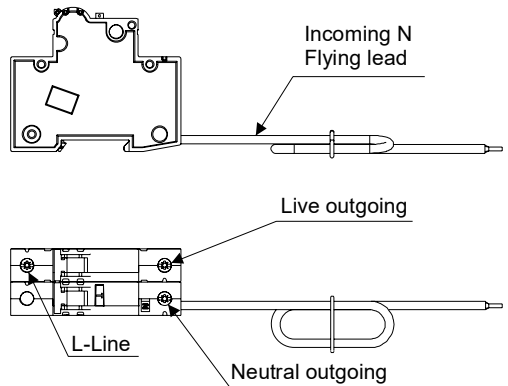
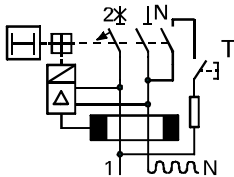
~230V/240V.....Rated voltage U<sub>n</sub>, 50/60 Hz

.....Rated short circuit breaking capacity (A) / I<sub>cn</sub>=6000 A

.....Energy limiting class

.....Ambient temperature range -25°C to +40°C

### 2. Connection Diagram



### 3. Torque settings

	cross section max.	screw torque
Line terminal	25mm <sup>2</sup>	2,5Nm - 3Nm
Load terminals	25mm <sup>2</sup>	2.5Nm - 3Nm

### 4. Installation Advice

This device must be installed by a qualified skilled person (electrically) in accordance with all relevant regulations including wiring regulations BS7671.

Do not insulation resistance test this RCBO

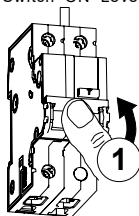
- Switch off the RCBO before an insulation resistance test between live conductors of the final load circuit

During commissioning the device must be tested using the RCBO test button, marked "T"; the RCBO must trip immediately. This test must be repeated throughout the installed life of the RCBO at intervals defined by relevant regulations including wiring regulations BS7671. This verifies the electrical and mechanical parts of the device only.

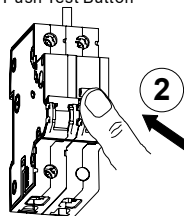
Only for use within Wylex Consumer Units.

Test after installation.

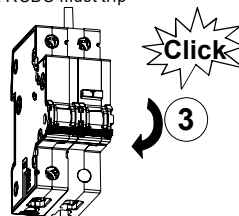
1. Switch "ON" Lever



2. Push Test Button



3. RCBO must trip



Waste electrical products should not be disposed of with household waste. Please recycle where waste disposal facilities exist. Check with your retailer, wholesaler or local authority for recycling advice.

